

ICASA

ICASA



Back- and Head office cloud solutions
for the energy sector



ICASA | Facts



More than 30 years in Energy
HQ in Belgium, international framework



Over 200 customers and counting ...

96% on ICASA Energy Cloud

4% own private on-premises cloud

More than a 1.000 users daily

Highly qualified team (development, implementation & support)



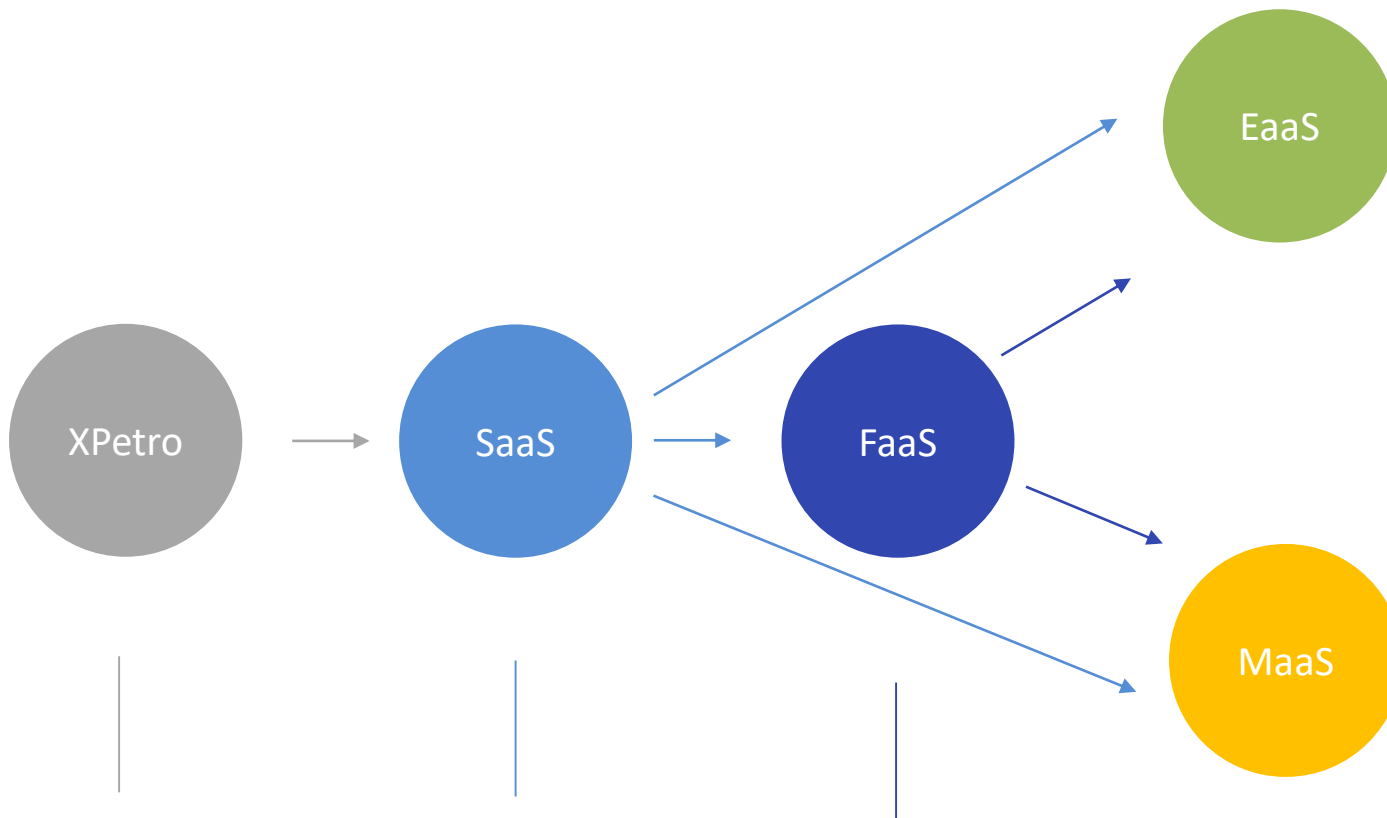
+4000 stations connected to ICASA Energy Suite



Millions daily transactions



ICASA | Transition



ERP system

ICASA Energy Software Suite
as THE energy cloud platform
Software as a Service

THE forecourt partner for
the customer
Forecourt as a Service

THE energy supplier for
the end user
Energy as a Service



THE mobility supplier for
the end user
Mobility as a Service





Product | Presentation

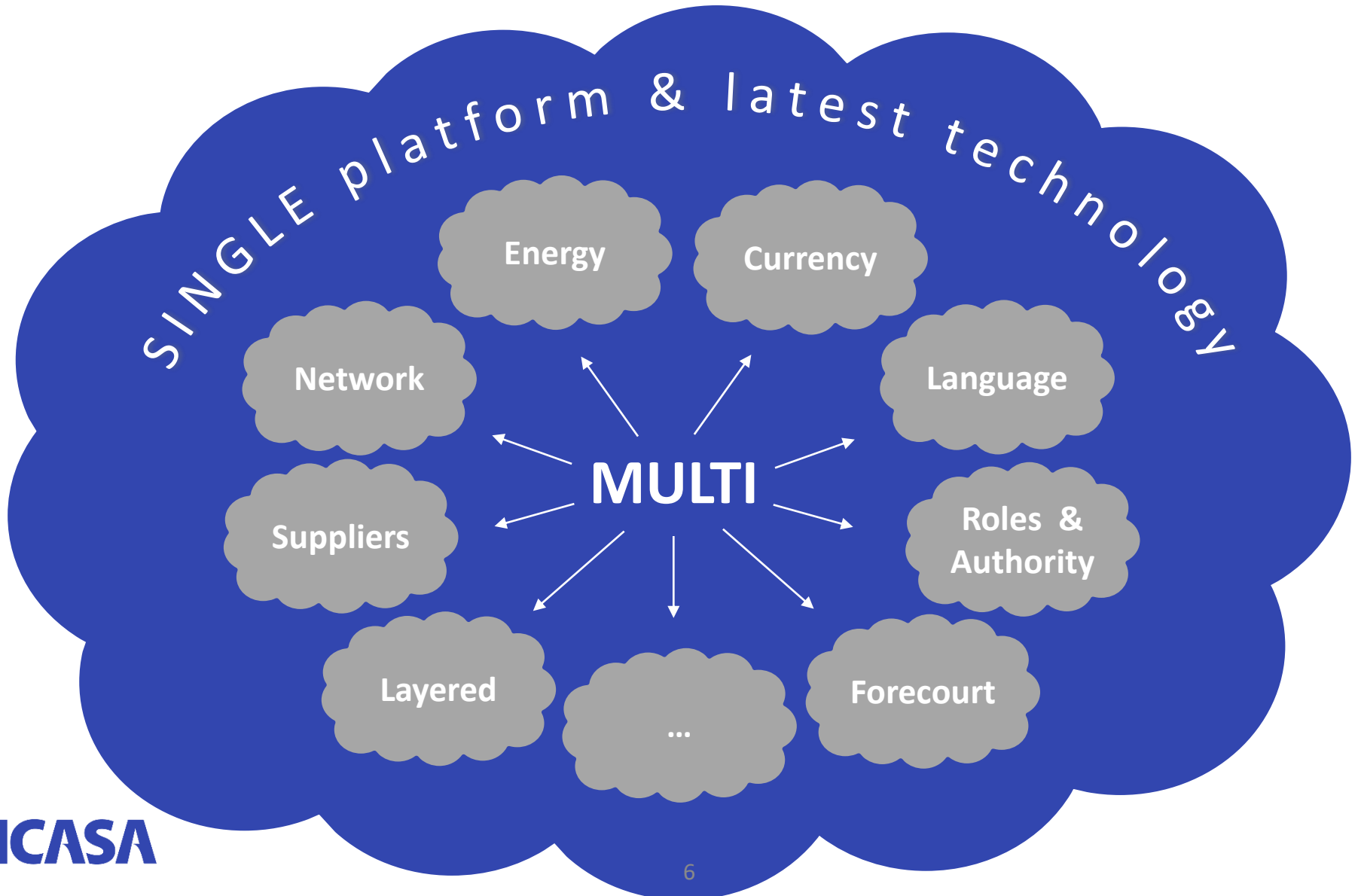
ICASA
ENERGY SOFTWARE SUITE



ICASA



Product | Core Concepts





ICASA Energy Suite

SINGLE PLATFORM and APPLICATION to run MULTIPLE core functions of the business end-to-end

versus

Competing solutions which have

MULTIPLE platforms with MULTIPLE, loosely (if at all) connected functions



Product | Functionalities

LOGISTICS



Customers



Dispatching



Warehousing



Routing & Mapping




Bunkering



Logistics Mgt



Order Creation



Invoicing 3rd Party Loadings

STATIONS



Interfaces



Fuel Mgt



Shop Mgt



Stock Barometer



Card Mgt



Clearing



Daily Reports



Pricing Barometer



Asset Mgt

AUTHORIZATION



Contracts



Card Mgt



Authorization Systems



Reporting



Customer Portal

FINANCE



Reports



Accounting



Alternative Accounting Plan



Analytical Accounting



Suppliers Credit Info



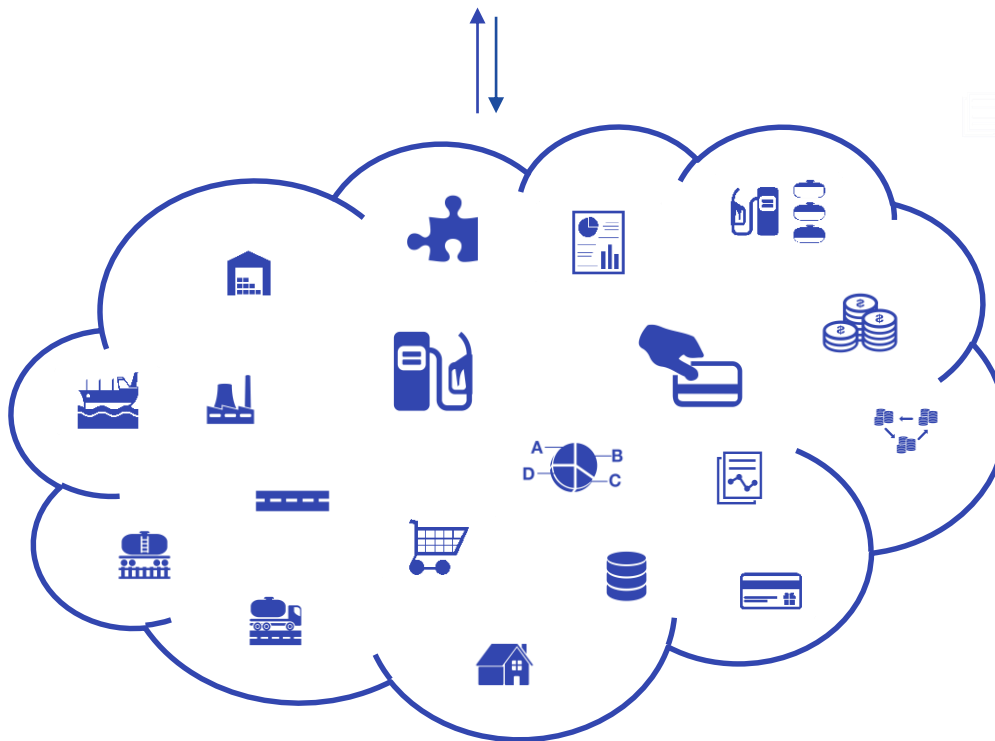
Product | Forecourt



Hardware



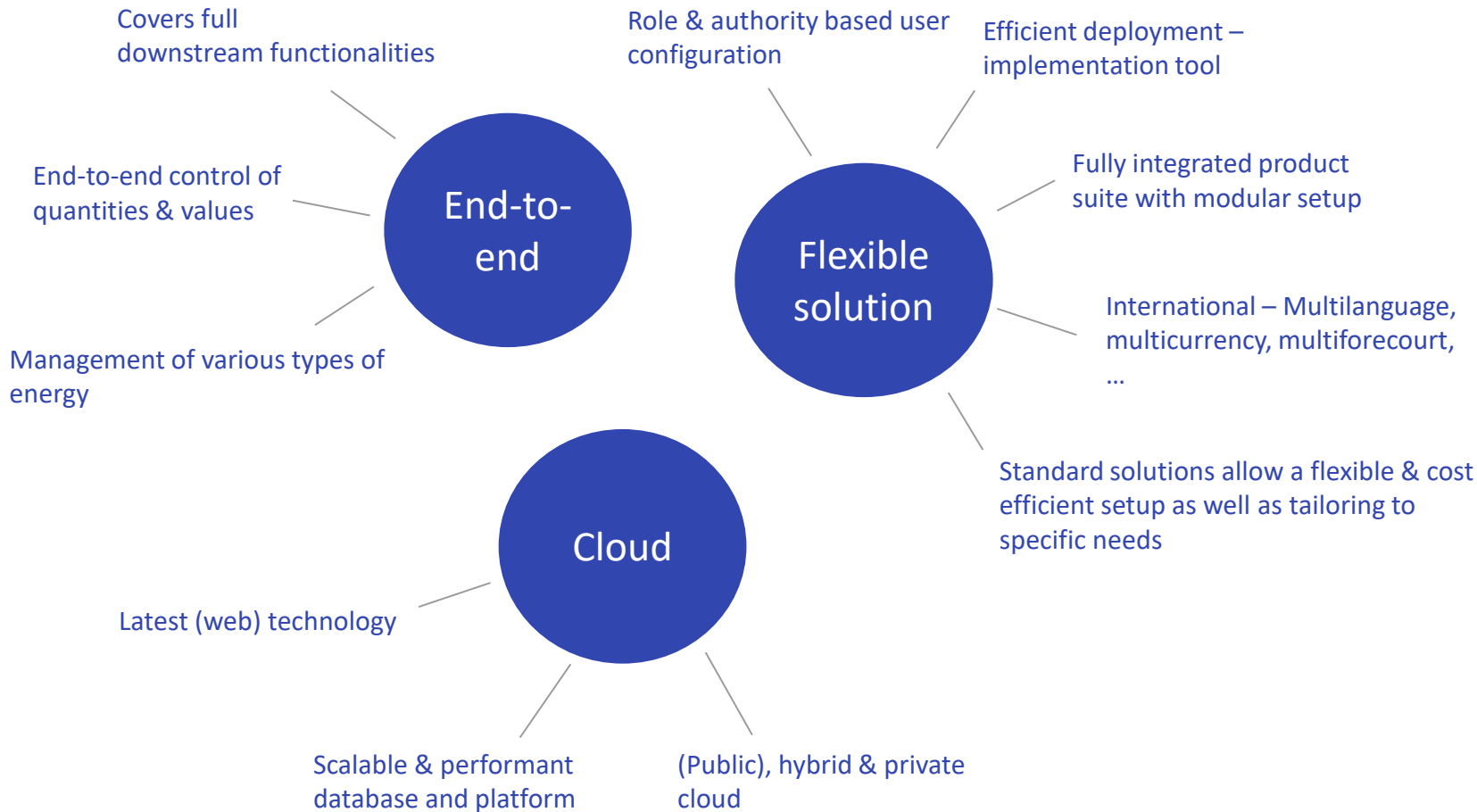
Software



THE cloud platform for your energy management

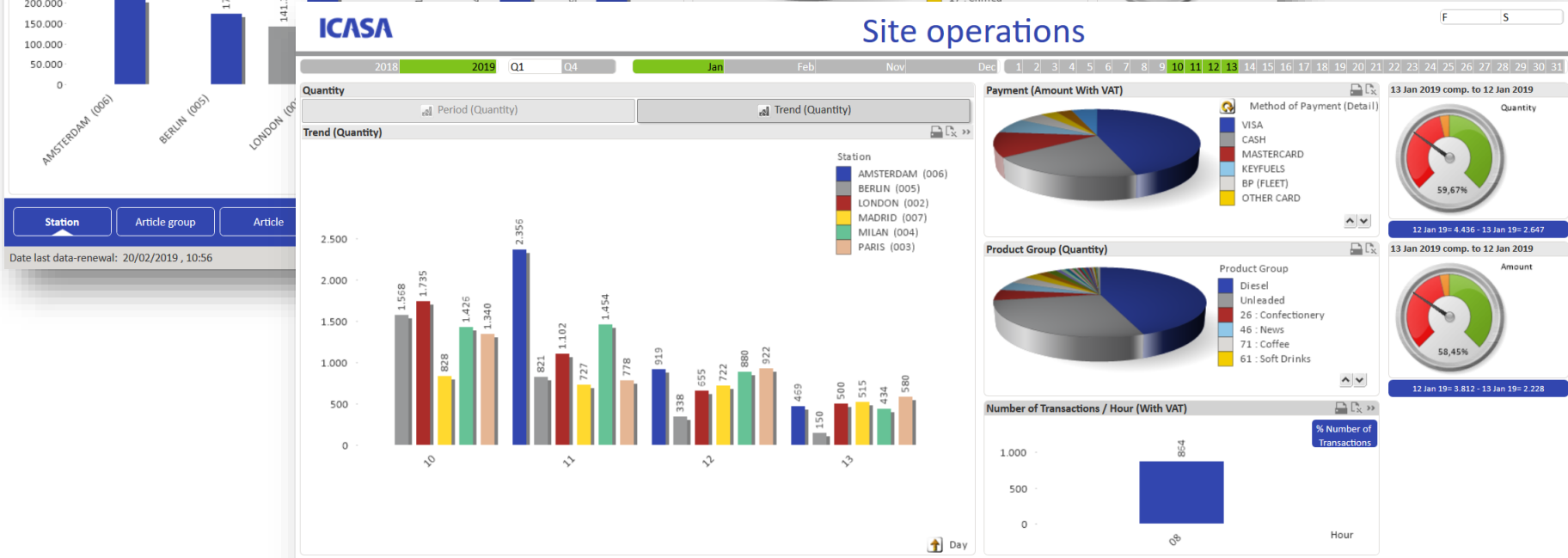
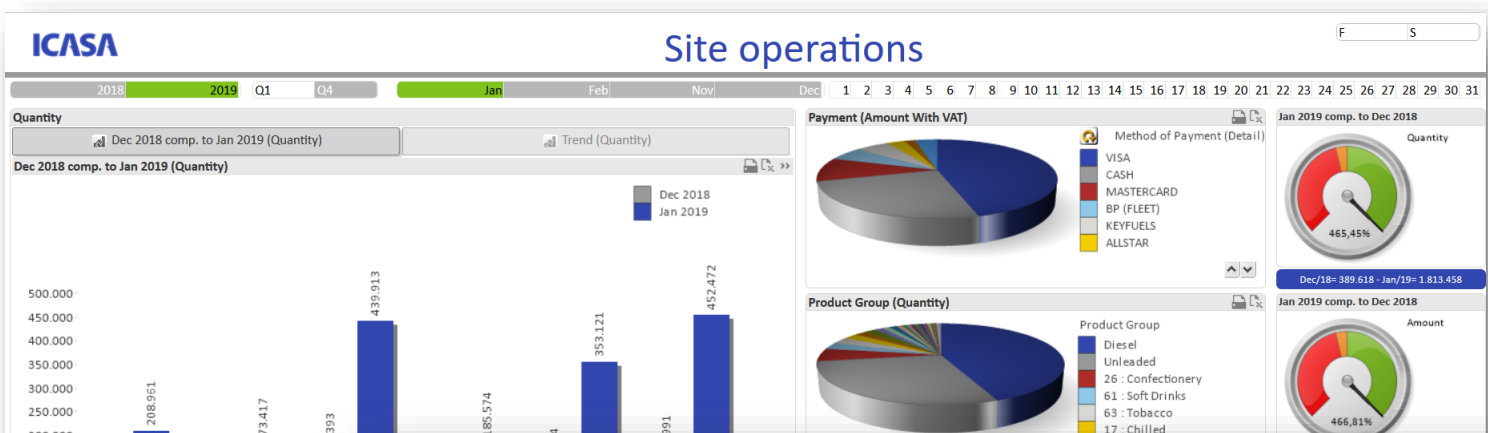


Product | USPs



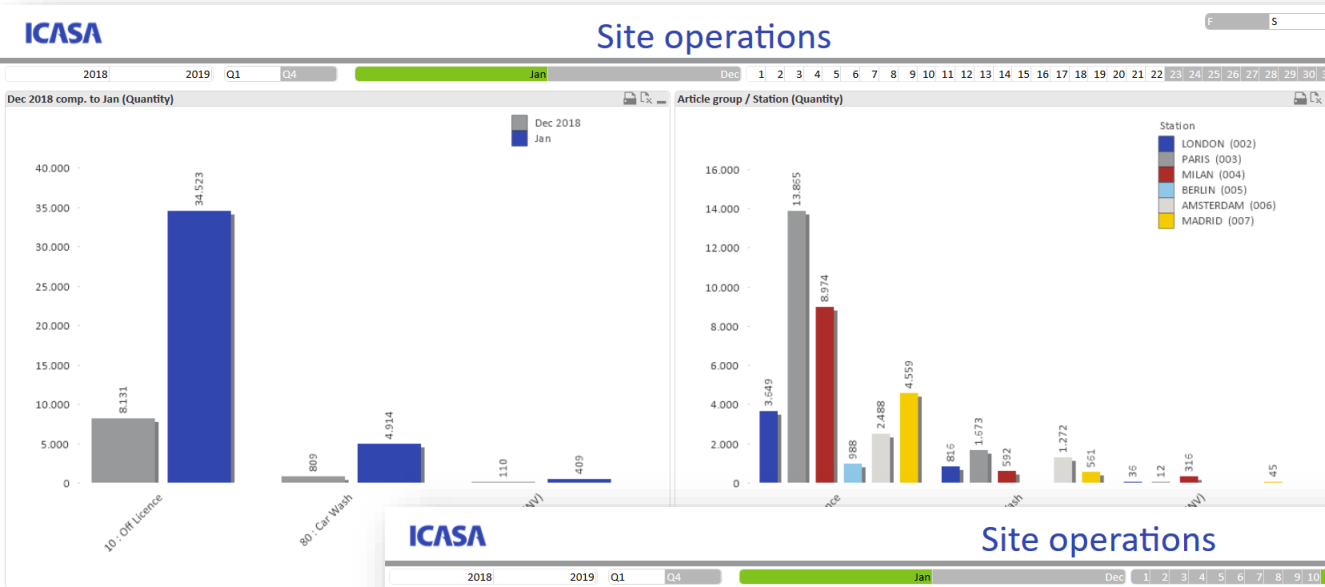


Site Operations



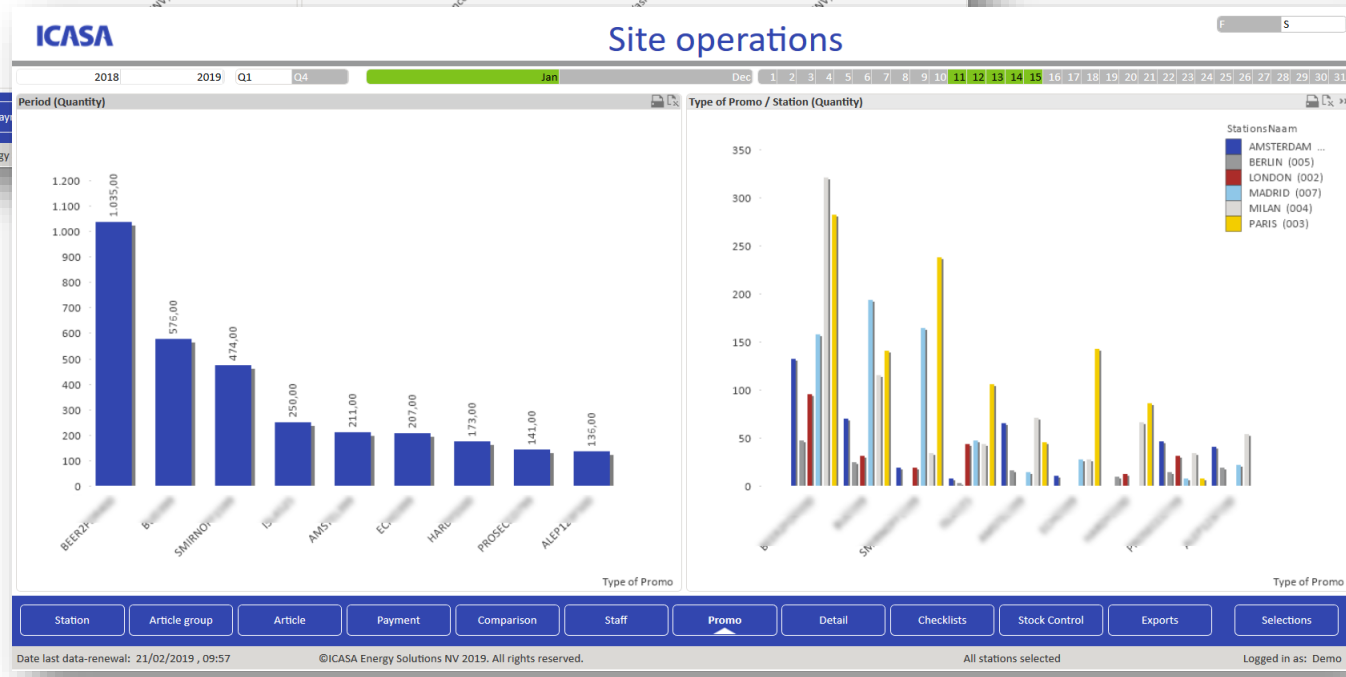


Site Operations - Articles & Promos



Station | Article group | Article | Payment

Date last data-renewal: 21/02/2019, 09:57 ©ICASA Energy




Station | Article group | Article | Payment | Comparison | Staff | Promo | Detail | Checklists | Stock Control | Exports | Selections

Date last data-renewal: 21/02/2019, 09:57 ©ICASA Energy Solutions NV 2019. All rights reserved. All stations selected. Logged in as: Demo





Site Operations - Sales & MOPs



Site operations

2018
2019
Q1
Q4
Jan
Dec
1
2
3
4
5
6
7
8
9
10
11
12
13
14
15
16
17
18
19
20
21
22
23
24
25
26
27
28
29
30
31

Full Detail
Detail Per Article
Detail (Only fuel)
Totals by product (Only fuel)

Article	Barcode	Cost price	Selling price	Margin	Station	Main-group	Sub-Group	Promo	Quantity	Amount With VAT	Amount Excl. VAT	Margin €	Margin
MARS DUO STD (2X39.4G) (12759)	5000159470490				MADRID (007)	Confectionery	Chocolate		4,061.00				
MARS DUO STD (2X39.4G) (12759)	5000159470490				MADRID (007)	Confectionery	Chocolate	MARS2F160 ...	64.00				
MARS DUO STD (2X39.4G) (12759)	5000159470490				BERLIN (005)	Confectionery	Chocolate		77.00				
MARS DUO STD (2X39.4G) (12759)	5000159470490				MILAN (004)	Confectionery	Chocolate	CHOC2F160	88.00				
MARS DUO STD (2X39.4G) (12759)	5000159470490				AMSTERDAM (006)	Confectionery	Chocolate		88.00				
MARS DUO STD (2X39.4G) (12759)	5000159470490				LONDON (002)	Confectionery	Chocolate	CHOC2F160	118.00				
MARS DUO STD (2X39.4G) (12759)	5000159470490				PARIS (003)	Confectionery	Chocolate	CHOC2F160	123.00				
MARS DUO STD (2X39.4G) (12759)	5000159470490				AMSTERDAM (006)	Confectionery	Chocolate	MARS2F160 ...	147.00				
MARS DUO STD (2X39.4G) (12759)	5000159470490				BERLIN (005)	Confectionery	Chocolate	MARS2F160 ...	165.00				
MARS DUO STD (2X39.4G) (12759)	5000159470490				LONDON (002)	Confectionery	Chocolate	MARS2F160 ...	195.00				
MARS DUO STD (2X39.4G) (12759)	5000159470490				MILAN (004)	Confectionery	Chocolate		215.00				
MARS DUO STD (2X39.4G) (12759)	5000159470490				PARIS (003)	Confectionery	Chocolate		231.00				
MARS DUO STD (2X39.4G) (12759)	5000159470490				MILAN (004)	Confectionery	Chocolate	MARS2F160 ...	265.00				
MARS DUO STD (2X39.4G) (12759)	5000159470490				PARIS (003)	Confectionery	Chocolate	MARS2F160 ...	354.00				
MARS DUO STD (2X39.4G) (12759)	5000159470490				LONDON (002)	Confectionery	Chocolate		385.00				
MARS PROTEIN BAR (57G) (15621)	5060402902376				PARIS (003)	Cakes & Biscuits (...)	Cereal Bars		8.00				
MARS PROTEIN BAR (57G) (15621)	5060402902376				MILAN (004)	Cakes & Biscuits (...)	Cereal Bars		10.00				
MARS PROTEIN BAR (57G) (15621)	5060402902376				LONDON (002)	Cakes & Biscuits (...)	Cereal Bars		22.00				
MARS PROTEIN BAR (57G) (15621)	5060402902376				BERLIN (005)	Cakes & Biscuits (...)	Cereal Bars	PROTEIN1F1	24.00				
MARS PROTEIN BAR (57G) (15621)	5060402902376				MILAN (004)	Cakes & Biscuits (...)	Cereal Bars	PROTEIN1F1	27.00				
MARS PROTEIN BAR (57G) (15621)	5060402902376				PARIS (003)	Cakes & Biscuits (...)	Cereal Bars	PROTEIN1F1	33.00				
MARS PROTEIN BAR (57G) (15621)	5060402902376				AMSTERDAM (006)	Cakes & Biscuits (...)	Cereal Bars	PROTEIN1F1	37.00				
MARS PROTEIN BAR (57G) (15621)	5060402902376				LONDON (002)	Cakes & Biscuits (...)	Cereal Bars	PROTEIN1F1	37.00				
MARS PROTEIN BAR (57G) (15621)	5060402902376				MADRID (007)	Cakes & Biscuits (...)	Cereal Bars	PROTEIN1F1	37.00				
MARS PROTEIN BAR 50G (30141)	5000159516198				MADRID (007)	Cakes & Biscuits (...)	Cereal Bars	PROTEIN1F1	14.00				
MARS STD (51G) (12755)	5000159470476				PARIS (003)	Confectionery	Chocolate		9.00				
MARS STD (51G) (12755)	5000159470476				AMSTERDAM (006)	Confectionery	Chocolate		11.00				
MARS STD (51G) (12755)	5000159470476				MADRID (007)	Confectionery	Chocolate		17.00				
MARS STD (51G) (12755)	5000159470476				BERLIN (005)	Confectionery	Chocolate		19.00				
MARS STD (51G) (12755)	5000159470476				AMSTERDAM (006)	Confectionery	Chocolate		22.00				

Station
Article group
Article
Payment
Comparison
Staff
Promo
Detail
Checklists
Stock Control
Exports
Selections

Date last data-renewal: 21/02/2019, 09:57
©ICASA Energy Solutions NV 2019. All rights reserved.
All stations selected
Logged in as: Demo

010 ● BERN (010)

- CAS : CASH DRAWERS
- CTB : CASH TO BANK
- DON : DONATIONS
- DPA : DELAYED PAYMENT
- DRO : DRIVE OFF
- EO4 : LOTTERY PRIZE
- EO5 : LOTTERY INSTANT PRIZE
- ELE : ELECTRON
- EUS : EFT - Euroshell
- KF1 : EFT - Key Fuels
- MAS : MASTERCARD
- OPM : Operator Money
- OTH : EFT - Esso
- RDP : RECEIPTS DELAYED PAYMENT
- REM : REIMBOURSEMENT
- RGD : RETURNED GOODS
- RPC : SALES BY REPORT CODE
- SDL : SHOP SALES DETAILS LOW
- SDR : ACTUAL CASH TO BANK
- SDS : SHOP SALES DETAILS STANDARD
- SDZ : SHOP SALES DETAILS ZERO
- SVL : SHOP SALES PER VAT LOW
- SVS : SHOP SALES PER VAT STANDARD
- SVZ : SHOP SALES PER VAT ZERO

Checklists & Finance
Operator transactions
Operator Reports
Invoice - Payment
Overview Bank Note Acceptor
Margin report (This table is not...

Sales by MOP
Purchased/Delivered
Customer
Stock Control
Inventory

Station
Article group
Article
Payment
Comparison
Staff
Promo
Detail
Checklists
Stock Control
Exports
Selections

Date last data-renewal: 21/02/2019, 09:57
©ICASA Energy Solutions NV 2019. All rights reserved.
All stations selected
Logged in as: Demo



Site Operations - Dips & Deliveries

ICASA Site operations

2018 2019 Q1 Q4 Jan Dec 1 2 3 4 5 6 7 8 9 10 11 12 13 14 15 16 17 18 19 20 21 22 23 24 25 26 27 28 29 30 31

Fuel Stock Control (Day) Fuel Stock Control (Period) Closing dip stock Fuel deliveries report

Closing dip stock

Station	Date	Article	DIESEL	PREMIUM DIESEL	PREMIUM UNLEADED	UNLEADED
	6/01/2019		52,898.00	2,075.00	2,897.00	28,252.00
	7/01/2019		52,898.00	2,075.00	2,897.00	28,252.00
	8/01/2019		52,898.00	2,075.00	2,897.00	28,252.00
	9/01/2019		52,898.00	2,075.00	2,897.00	28,252.00
	10/01/2019		52,898.00	2,075.00	2,897.00	28,252.00
	11/01/2019		52,898.00	2,075.00	2,897.00	28,252.00
	12/01/2019		52,898.00	2,075.00	2,897.00	28,252.00
	13/01/2019		52,898.00	2,075.00	2,897.00	28,252.00
	14/01/2019		52,898.00	2,075.00	2,897.00	28,252.00
	15/01/2019		52,898.00	2,075.00	2,897.00	28,252.00
	16/01/2019		52,898.00	2,075.00	2,897.00	28,252.00
	17/01/2019		52,898.00	2,075.00	2,897.00	28,252.00
	18/01/2019		52,898.00	2,075.00	2,897.00	28,252.00
	19/01/2019		52,898.00	2,075.00	2,897.00	28,252.00
	20/01/2019		52,898.00	2,075.00	2,897.00	28,252.00
	21/01/2019		52,898.00	2,075.00	2,897.00	28,252.00
	16/01/2019		52,898.00	2,075.00	2,897.00	28,252.00
	17/01/2019		52,898.00	2,075.00	2,897.00	28,252.00
	18/01/2019		52,898.00	2,075.00	2,897.00	28,252.00
	19/01/2019		52,898.00	2,075.00	2,897.00	28,252.00
	20/01/2019		52,898.00	2,075.00	2,897.00	28,252.00
	21/01/2019		52,898.00	2,075.00	2,897.00	28,252.00
	15/01/2019		52,898.00	2,075.00	2,897.00	28,252.00
	16/01/2019		52,898.00	2,075.00	2,897.00	28,252.00
	17/01/2019		52,898.00	2,075.00	2,897.00	28,252.00
	18/01/2019		52,898.00	2,075.00	2,897.00	28,252.00
	19/01/2019		52,898.00	2,075.00	2,897.00	28,252.00
	20/01/2019		52,898.00	2,075.00	2,897.00	28,252.00
	21/01/2019		52,898.00	2,075.00	2,897.00	28,252.00

Station Article group Article Payment Comparison Staff Promo Detail Checklists **Stock Control** Exports Selections

Date last data-renewal: 21/02/2019, 09:57 ©ICASA Energy Solutions NV 2019. All rights reserved. All stations selected Logged in as: Demo

003	PARIS (003)	2/02/2019	PREMIUM UNLEADED	5,000.00
			UNLEADED	7,000.00
		5/02/2019	DIESEL	25,500.00
004	MILAN (004)	3/02/2019	UNLEADED	52,000.00
			DIESEL	24,000.00
005	BERLIN (005)	2/02/2019	DIESEL	35,000.00
		4/02/2019	DIESEL	36,500.00
006	AMSTERDAM (006)	1/02/2019	DIESEL	21,500.00
			UNLEADED	5,000.00
		5/02/2019	DIESEL	21,000.00
			UNLEADED	17,000.00
007	MADRID (007)	5/02/2019	DIESEL	12,000.00
			UNLEADED	21,000.00
			DIESEL	21,000.00
008	LISBON (008)	2/02/2019	PREMIUM UNLEADED	5,000.00
			UNLEADED	30,000.00
			DIESEL	21,000.00
009	ROME (009)	5/02/2019	DIESEL	6,500.00
			UNLEADED	36,000.00
			DIESEL	36,000.00
010	BERN (010)	1/02/2019	UNLEADED	7,000.00
			DIESEL	31,000.00
		5/02/2019	UNLEADED	4,000.00
			DIESEL	36,750.00
012	DUBLIN (012)	4/02/2019	PREMIUM DIESEL	3,515.00

Station Article group Article Payment Comparison Staff Promo Detail Checklists **Stock Control** Exports Selections

Date last data-renewal: 14/02/2019, 14:30 ©ICASA Energy Solutions NV 2019. All rights reserved. All stations selected Logged in as: Demo





Site Operations - Wet Stock

ICASA XPetro

Site operations

2017 2018 Q1 Q2 Q3 Q4 Jan Feb Mar Apr May June July Aug Sept Oct Nov Dec 1 2 3 4 5 6 7 8 9 10 11 12 13 14 15 16 17 18 19 20 21 22 23 24 25 26 27 28 29 30 31

Fuel Stock Control (Period)

Fuel Stock Control (Day)

Date	Article	Tank	Initial stock	Consumption	Delivered	Pump Test	End Stock	Calculated	Diff. in L.	Diff. In %
1/05/2017	DIESEL	2	0,00	1.019,92	0,00	0	0,00	-1.019,92	1.019,92	100,0%
	SUPER UNLEADED	4	1.245,35	253,93	0,00	0	993,48	991,42	2,06	0,8%
	UNLEADED	1	0,00	611,70	0,00	0	0,00	-611,70	611,70	100,0%
2/05/2017	SUPER UNLEADED	3	6.030,24	1.002,77	0,00	0	5.095,22	5.027,47	67,75	6,8%
	DIESEL	2	0,00	1.323,84	0,00	0	0,00	-1.323,84	1.323,84	100,0%
	SUPER UNLEADED	4	993,48	220,08	0,00	0	778,89	773,40	5,49	2,5%
3/05/2017	UNLEADED	1	0,00	655,94	0,00	0	0,00	-655,94	655,94	100,0%
	SUPER UNLEADED	3	5.095,22	941,87	0,00	0	4.214,83	4.153,35	61,48	6,5%
	DIESEL	2	0,00	1.649,46	0,00	0	0,00	-1.649,46	1.649,46	100,0%
Amsterdam (002)	SUPER UNLEADED	4	778,89	117,63	0,00	0	4.148,05	661,26	3.486,79	2.964,2%
	UNLEADED	1	0,00	498,43	0,00	0	0,00	-498,43	498,43	100,0%
	UNLEADED	3	4.214,83	1.513,28	0,00	0	10.214,36	2.701,55	7.512,81	496,5%
Amsterdam (002)	DIESEL	2	0,00	1.322,51	0,00	0	0,00	-1.322,51	1.322,51	100,0%

Station Article group Article Payment Comparison Staff Promo Detail Checklists **Stock Control** Selections

Date last data-renewal: 29/08/2018, 22:44 ©ICASA Energy Solutions NV 2018. All rights reserved. Amsterdam (002) Logged in as: Demo

Datum	Artikel	Tank	BeginStock	Verbruik	Geleverd	Pomp Test	EindStock	Berekend	Verschil in L.	Verschil in %
2/09/2016	DIESEL	1	23.540,37	1.556,16	6.000,00	0	27.963,94	27.984,21	-20,27	-0,8%
	SUPER UNLEADED	4	8.729,87	825,74	0,00	0	7.910,33	7.904,13	6,20	1,0%
	UNLEADED	2	14.405,42	483,64	3.000,00	0	16.926,81	16.921,78	5,03	1,0%
3/09/2016	UNLEADED	3	24.801,50	1.782,30	6.000,00	0	29.004,41	29.019,20	-14,79	-0,8%
	UNLEADED	2	19.130,73	2.566,88	10.000,00	0	26.466,33	26.563,85	-97,52	-3,8%
	DIESEL	1	27.963,94	2.042,56	0,00	0	25.912,39	25.916,38	-3,99	-0,2%
BRUSSELS (001)	SUPER UNLEADED	5	7.910,33	642,76	0,00	0	7.272,34	7.267,57	4,77	0,7%
	SUPER UNLEADED	4	16.926,81	147,91	0,00	0	16.776,03	16.778,90	-2,87	-1,9%
	UNLEADED	2	29.004,41	1.259,91	0,00	0	27.729,56	27.744,50	-14,94	-1,2%
BRUSSELS (001)	UNLEADED	3	26.466,33	2.487,50	0,00	0	23.975,62	23.978,83	-3,21	-0,1%
	DIESEL	1	25.912,39	1.494,24	0,00	0	24.423,81	24.418,15	5,66	0,4%
BRUSSELS (001)	DIESEL	5	7.272,34	325,94	0,00	0	6.948,01	6.946,40	1,61	0,5%

Station Artikelgroep Artikel Betaalmiddelen Vergelijking Personeel Promo Detail Controlelijsten **Fuel Stock Control** Selecties



Datum laatste data-vernieuwing: 18/10/2016, 22:21

BRUSSELS (001)

Aangemeld als: Demo



Stock Barometer

ICASA

Stocks Fuel Station

- 0 day stock
- 1 day stock
- 2 - 3 days stock
- > 4 days stock

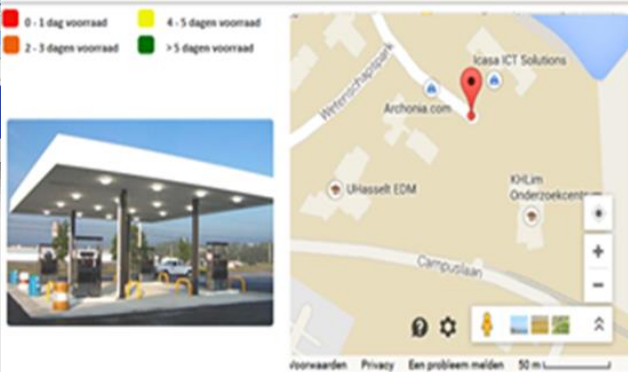


10% of maximum capacity ■ 5% of maximum capacity

Station	Tank	Article	Date	Day	Stock	Capacitance	Used	End day	Day + 1	Day + 2	Day + 3	Day + 4	Day + 5	Day + 6
Station 100	01	DIESEL	03 mei 2017 21:41	wo	38.172 L	43.985 L	4.032 L	9.845 L	13.454 L	17.426 L	21.139 L	24.835 L	28.383 L	32.386 L
Station 100	02	EUROSUPER	03 mei 2017 21:41	wo	9.429 L	18.378 L	4.051 L	13.001 L	16.630 L	19.978 L	18.378 L	18.378 L	18.378 L	18.378 L
Station 100	03	SUPERPLUS	03 mei 2017 21:41	wo	6.242 L	9.186 L	4.040 L	6.983 L	9.186 L	9.186 L	9.186 L	9.186 L	9.186 L	9.186 L
Station 102	01	DIESEL	03 mei 2017 21:42	wo	48.112 L	51.000 L	4.070 L	6.959 L	10.592 L	14.491 L	18.298 L	22.090 L	25.572 L	29.599 L
Station 102	02	EUROSUPER	03 mei 2017 21:42	wo	16.538 L	20.802 L	4.018 L	8.282 L	11.928 L	15.899 L	19.607 L	20.802 L	20.802 L	20.802 L
Station 102	03	SUPERPLUS	03 mei 2017 21:42	wo	7.521 L	20.873 L	4.033 L	17.385 L	20.873 L	20.873 L	20.873 L	20.873 L	20.873 L	20.873 L
Station 102	04	SUPERPLUS	03 mei 2017 21:42	wo	4.491 L	11.081 L	4.071 L	10.988 L	11.081 L	11.081 L	11.081 L	11.081 L	11.081 L	11.081 L
Station 105	01	DIESEL	03 mei 2017 21:41	wo	6.701 L	10.260 L	4.036 L	7.595 L	10.260 L	10.260 L	10.260 L	10.260 L	10.260 L	10.260 L
Station 105	02	EUROSUPER	03 mei 2017 21:41	wo	8.240 L	10.270 L	4.067 L	6.098 L	9.275 L	10.270 L	10.270 L	10.270 L	10.270 L	10.270 L
Station 105	03	SUPERPLUS	03 mei 2017 21:41	wo	6.111 L	10.270 L	4.062 L	8.221 L	10.270 L	10.270 L	10.270 L	10.270 L	10.270 L	10.270 L
Station 106	01	DIESEL	03 mei 2017 21:41	wo	31.630 L	60.745 L	4.045 L	33.160 L	36.777 L	40.724 L	44.480 L	48.280 L	51.792 L	55.828 L
Station 106	02	EUROSUPER	03 mei 2017 21:41	wo	13.479 L	20.979 L	4.123 L	11.623 L	15.244 L	19.196 L	20.979 L	20.979 L	20.979 L	20.979 L
Station 106	03	SUPERPLUS	03 mei 2017 21:41	wo	7.037 L	15.946 L	3.993 L	12.902 L	15.946 L	15.946 L	15.946 L	15.946 L	15.946 L	15.946 L
Station 106	04	GASOLIE EX	03 mei 2017 21:41	wo	9.426 L	15.946 L	4.069 L	10.589 L	14.182 L	15.946 L	15.946 L	15.946 L	15.946 L	15.946 L
Station 107	01	DIESEL	03 mei 2017 21:41	wo	122.108 L	170.000 L	4.121 L	52.013 L	55.634 L	59.616 L	63.328 L	67.175 L	70.654 L	74.710 L
Station 107	02	GASOLIE EX	03 mei 2017 21:41	wo	14.368 L	30.000 L	4.048 L	19.679 L	23.262 L	27.202 L	30.000 L	30.000 L	30.000 L	30.000 L
Station 108	01	DIESEL	03 mei 2017 21:41	wo	55.985 L	102.657 L	4.053 L	50.725 L	54.352 L	58.310 L	62.033 L	65.873 L	69.358 L	73.348 L
Station 108	02	GASOLIE EX	03 mei 2017 21:41	wo	11.481 L	21.478 L	4.048 L	14.644 L	17.622 L	21.478 L	21.478 L	21.478 L	21.478 L	21.478 L
Station 109	01	DIESEL	03 mei 2017 21:42	wo	80.135 L	102.814 L	4.087 L	26.766 L	30.423 L	34.362 L	38.131 L	41.924 L	45.403 L	49.433 L
Station 110	02	DIESEL	03 mei 2017 21:41	wo	51.017 L	100.907 L	4.087 L	53.977 L	57.658 L	61.585 L	65.363 L	69.170 L	72.660 L	76.706 L
Station 110	03	GASOLIE EX	03 mei 2017 21:41	wo	11.326 L	21.687 L	4.057 L	14.418 L	17.984 L	21.687 L	21.687 L	21.687 L	21.687 L	21.687 L
Station 113	01	SUPERPLUS	03 mei 2017 21:41	wo	4.245 L	20.850 L	4.062 L	20.680 L	20.850 L	20.850 L	20.850 L	20.850 L	20.850 L	20.850 L
Station 113	02	EUROSUPER	03 mei 2017 21:41	wo	7.571 L	19.400 L	4.054 L	15.883 L	19.400 L	19.400 L	19.400 L	19.400 L	19.400 L	19.400 L
Station 113	03	DIESEL	03 mei 2017 21:41	wo	18.112 L	23.300 L	4.075 L	9.263 L	12.849 L	16.839 L	20.580 L	24.866 L	28.966 L	32.966 L
Station 113	04	DIESEL (T)	03 mei 2017 21:41	wo	70.680 L	104.200 L	4.072 L	37.591 L	41.185 L	45.209 L	48.954 L	52.791 L	56.301 L	60.347 L
Station 114	01	DIESEL	03 mei 2017 21:42	wo	20.900 L	103.814 L	4.093 L	15.406 L	19.400 L	23.450 L	27.933 L	31.071 L	34.506 L	38.521 L

ICASA

Stocks Fuel Station



2019 jan feb mrt apr mei juni juli aug sep okt nov dec

1 2 3 4 5 6 7 8 9 10 11 12 13 14 15 16 17 18 19 20 21 22 23 24 25 26 27 28 29 30 31

Station	Article	Date	Stock	Delivery	Consumption	Stock Cor.
		15/02/2019	-21.899,91	0,00	-360,00	0,00
		13/02/2019	-21.538,91	0,00	-756,58	0,00
		12/02/2019	-20.782,33	0,00	-300,00	0,00
		11/02/2019	-20.482,33	0,00	-200,00	0,00
		1/02/2019	-20.282,33	0,00	-200,00	0,00
		22/01/2019	-20.082,33	0,00	-347,99	0,00
		14/01/2019	-19.734,34	0,00	-225,38	0,00
		12/01/2019	-19.508,96	0,00	-500,00	0,00
		11/01/2019	-19.008,96	0,00	-531,04	0,00
		3/01/2019	-18.477,92	0,00	-1.166,20	0,00
		26/12/2018	-17.311,72	0,00	-500,00	0,00
		24/12/2018	-16.811,72	0,00	-1.212,40	0,00
		22/12/2018	-15.599,32	0,00	-450,00	0,00
		21/12/2018	-15.149,32	0,00	-417,78	0,00
		18/12/2018	-14.731,54	0,00	-450,00	0,00
		13/12/2018	-14.281,54	0,00	-450,00	0,00
		11/12/2018	-13.831,54	0,00	-450,00	0,00
		10/12/2018	-13.381,54	0,00	-500,00	0,00
		7/12/2018	-12.881,54	0,00	-1.090,00	0,00
		4/12/2018	-11.791,54	0,00	-890,01	0,00

2000 L ■ < 1000 L

Station	Article	Date	Day	Stock	Used	End day	Day + 1	Day + 2	Day + 3	Day + 4	Day + 5	Day + 6
50	DIESEL	15 feb 2019	vr	-21.899 L	656 L	0 L	0 L	0 L	0 L	0 L	0 L	0 L

ICASA



Fleet Cards

ICASA Fuel card management

2018 2019 Q1 Q2 Q3 Q4 Jan Feb Mar Apr May June July Aug Sept Oct Nov Dec

2018 comp. to 2017 (Liter)

No data to display

Total discount: -104.117,41 €
 Invoiced Amount: 6.316.268,28 €
 Consumed litres: 5.978.396,10 L

Total discount: 0,00 €
 Invoiced Amount: 0,00 €
 Consumed litres: 0,00 L

Top 10 Cards (Liter)

Map

Pump Amount

Date	Hour	Customer Name	Article	Station	Company card	Plate	Mileage	Quantity	Pump price	Pump amount	Sales price	Discount	Net Price	Total amount	Avg. cons...	Invoice
31/12/2018	23:57		ADBLUE	VERA DE BIDASOA (101)			0	17,73	0,4540 €	8,05	0,3509 €	-0,1031 €	0,4540 €	8,05 €	0,00 L	
31/12/2018	23:53		ADBLUE	VERA DE BIDASOA (101)			0	2,03	0,4532 €	0,92	0,3509 €	-0,1031 €	0,4540 €	0,92 €	0,00 L	
31/12/2018	23:51		DIESEL	VERA DE BIDASOA (101)			0	301,19	0,9632 €	290,11 €	0,9390 €	-0,0242 €	0,9632 €	290,11 €	0,00 L	
31/12/2018	12:36		ADBLUE	S.LLOGAIA D'ALG (102)			0	33,75	0,4539 €	15,32	0,3630 €	-0,0910 €	0,4540 €	15,32 €	0,00 L	
31/12/2018	12:33		DIESEL	S.LLOGAIA D'ALG (102)			0	644,44	1,0164 €	655,01 €	0,9946 €	-0,0218 €	1,0164 €	655,01 €	0,00 L	
31/12/2018	10:52		ADBLUE	SALVATIERRA (207)			0	38,30	0,4540 €	17,39	0,3630 €	-0,0910 €	0,4540 €	17,39 €	0,00 L	
31/12/2018	10:49		DIESEL	SALVATIERRA (207)			0	722,48	0,9233 €	667,07 €	0,9232 €	-0,0001 €	0,9233 €	667,07 €	0,00 L	
31/12/2018	06:00		DIESEL	RIBA-ROJA (402)			0	769,60	1,0805 €	831,55 €	1,0660 €	-0,0145 €	1,0805 €	831,55 €	0,00 L	
31/12/2018	04:54		DIESEL	S.LLOGAIA D'ALG (102)			0	824,54	1,0164 €	838,06 €	0,9946 €	-0,0218 €	1,0164 €	838,06 €	0,00 L	
31/12/2018	03:38		ADBLUE	S.LLOGAIA D'ALG (102)			0	35,35	0,4540 €	16,05	0,3630 €	-0,0910 €	0,4540 €	16,05 €	0,00 L	
31/12/2018	03:34		DIESEL	S.LLOGAIA D'ALG (102)			0	289,26	1,0164 €	294,00 €	0,9946 €	-0,0218 €	1,0164 €	294,00 €	0,00 L	

Home Customer / Cards Compared Station Agent Professional Diesel All cards Amount

Refresh data: 21/02/2019, 09:42 ©ICASA Energy Solutions NV 2019. All rights reserved. Logged in as: Demo

Totals by product (Only fuel)

Lin...	Quantity	Amount With VAT	Amount Excl. VAT
1	20,76	€ 20,07	€ 16,7



Station Article group Article Payment Comparison Staff Promo Detail Checklists Stock Control Exports Selections





Fleet Cards - Card Volumes & Usage

ICASA Fuel card management D E F N S

2018 2019 Jan Feb Mar Apr May June July Aug Sept **Oct** Nov Dec 1 2 3 4 5 6 7 8 9 10 11 12 13 14 15 16 17 18 19 20 21 22 23 24 25 26 27 28 29 30 31

Customer	Customer Name	Quantity	Agreed quantity	✓ Difference
10126	AMBA CORP, S.L.	3.033,94	0,00	3.033,94
10047	ANTONIO GARCIA ARAN	891,78	0,00	891,78
20055	ANTONIO SOTO GARCIA	769,52	0,00	769,52
10192	ANTONIO SOTO GARCIA	665,07	0,00	665,07
20005	ARIEL PUERTO DOMINGUEZ	390,00	0,00	390,00
10007	ARIEL PUERTO DOMINGUEZ	2.569,05	0,00	2.569,05
10177	AS OPERADOR DEL TRANSPORTE, S.L.	2.788,86	0,00	2.788,86
10207	AURA TRANSLUCIDA, UNIP. LDA.	2.778,86	0,00	2.778,86
20035	AUTOMAR, S.L.	502,43	0,00	502,43
10117	AVIA AERIO INTERNACIONAL ALBARRA, S	7.788,65	0,00	7.788,65
10110	AVIA AERIO INTERNACIONAL ALBARRA, S	2.100,62	0,00	2.100,62
10071	AVIA AERIO INTERNACIONAL ALBARRA, S	9.563,52	0,00	9.563,52
10130	AVIA AERIO INTERNACIONAL ALBARRA, S	697,85	0,00	697,85
10051	AVIA AERIO INTERNACIONAL ALBARRA, S	3.354,00	0,00	3.354,00
20048	AVIA AERIO INTERNACIONAL ALBARRA, S	13.866,35	0,00	13.866,35
10039	AVIA AERIO INTERNACIONAL ALBARRA, S	2.894,84	0,00	2.894,84
10237	AVIA AERIO INTERNACIONAL ALBARRA, S	4.033,67	0,00	4.033,67
10019	AVIA AERIO INTERNACIONAL ALBARRA, S	8.988,99	0,00	8.988,99
10017	AVIA AERIO INTERNACIONAL ALBARRA, S	6.822,63	0,00	6.822,63
10153	AVIA AERIO INTERNACIONAL ALBARRA, S	2.084,01	0,00	2.084,01

ICASA Fuel card management D E F N S

2018 2019 Jan Feb Mar Apr May June July Aug Sept **Oct** Nov Dec 1 2 3 4 5 6 7 8 9 10 11 12 13 14 15 16 17 18 19 20 21 22 23 24 25 26 27 28 29 30 31

Date	Customer Name	Company map	Quantity
28/10/2018	AMBA CORP, S.L.		8889,51
24/10/2018	ANTONIO GARCIA ARAN		949,13
23/10/2018	ANTONIO SOTO GARCIA		13,92
23/10/2018	ANTONIO SOTO GARCIA		830,02
23/10/2018	ARIEL PUERTO DOMINGUEZ		1712,01
23/10/2018	ARIEL PUERTO DOMINGUEZ		4800,85
22/10/2018	AS OPERADOR DEL TRANSPORTE, S.L.		575
19/10/2018	AURA TRANSLUCIDA, UNIP. LDA.		1052,18
17/10/2018	AURA TRANSLUCIDA, UNIP. LDA.		3617
16/10/2018	AVIA AERIO INTERNACIONAL ALBARRA, S		1722,12
13/10/2018	AVIA AERIO INTERNACIONAL ALBARRA, S		680
12/10/2018	AVIA AERIO INTERNACIONAL ALBARRA, S		1586
11/10/2018	AVIA AERIO INTERNACIONAL ALBARRA, S		1532,01
10/10/2018	AVIA AERIO INTERNACIONAL ALBARRA, S		773
9/10/2018	AVIA AERIO INTERNACIONAL ALBARRA, S		670
4/10/2018	AVIA AERIO INTERNACIONAL ALBARRA, S		893
3/10/2018	AVIA AERIO INTERNACIONAL ALBARRA, S		1438,38
3/10/2018	AVIA AERIO INTERNACIONAL ALBARRA, S		2389,01
2/10/2018	AVIA AERIO INTERNACIONAL ALBARRA, S		1370
2/10/2018	AVIA AERIO INTERNACIONAL ALBARRA, S		2245,41
29/09/2018	AVIA AERIO INTERNACIONAL ALBARRA, S		1984,7
28/09/2018	AVIA AERIO INTERNACIONAL ALBARRA, S		710
28/09/2018	AVIA AERIO INTERNACIONAL ALBARRA, S		730
28/09/2018	AVIA AERIO INTERNACIONAL ALBARRA, S		1316,52
28/09/2018	AVIA AERIO INTERNACIONAL ALBARRA, S		1363
27/09/2018	AVIA AERIO INTERNACIONAL ALBARRA, S		826
27/09/2018	AVIA AERIO INTERNACIONAL ALBARRA, S		925,01
24/09/2018	AVIA AERIO INTERNACIONAL ALBARRA, S		472
24/09/2018	AVIA AERIO INTERNACIONAL ALBARRA, S		697,03
21/09/2018	AVIA AERIO INTERNACIONAL ALBARRA, S		700
20/09/2018	AVIA AERIO INTERNACIONAL ALBARRA, S		525
20/09/2018	AVIA AERIO INTERNACIONAL ALBARRA, S		526,02





Fleet Cards - Sales per Station & Customer Balance

ICASA Fuel card management DEFINS

2018 2019 Jan Feb Mar Apr May June July Aug Sept Oct Nov Dec 1 2 3 4 5 6 7 8 9 10 11 12 13 14 15 16 17 18 19 20 21 22 23 24 25 26 27 28 29 30 31

Station	Article	Tanked Quantity
002	DIESEL	21,970.74
	ADBLUE	663.60
	Total	22,634.34
101	DIESEL	89,413.04
	ADBLUE	3,500.20
	Total	92,913.24
102	DIESEL	107,118.82
	ADBLUE	5,292.63
	Total	112,411.45
202	DIESEL	2,938.25
	ADBLUE	55.88
	Total	2,994.13
204	DIESEL	4,339.59
	ADBLUE	226.88
	Total	4,566.47
205	DIESEL	9,656.16
	ADBLUE	425.87
	Total	10,082.03
206	DIESEL	3,305.98
	ADBLUE	2306.02
	Total	5,612.00
207	DIESEL	
	ADBLUE	
	Total	0.00
208	DIESEL	
	ADBLUE	
	Total	0.00
209	DIESEL	
	ADBLUE	
	Total	0.00
301	DIESEL	
	ADBLUE	
	Total	0.00
302	DIESEL	
	ADBLUE	
	Total	0.00

Tanked Quantity

ICASA Fuel card management DEFINS

2018 2019 Jan Feb Mar Apr May June July Aug Sept **Oct** Nov Dec 1 2 3 4 5 6 7 8 9 10 11 12 13 14 15 16 17 18 19 20 21 22 23 24 25 26 27 28 29 30 31

Agreed volume

Last usage customer

Last card usage

Bottom 50

Top 50

Customer	Customer Name	Credit limit	Open transactions / Still to invoice	Not expired invoices	Calculated Balance	AC Balance	Difference
20013		30,000.00	0,00	0,00	30,000.00	30,000.00	0,00
10109		12,000.00	0,00	0,00	12,000.00	12,000.00	0,00
10124		0,00	0,00	2,440.11	-2,440.11	-1,00	-2,439.11
10074		12,000.00	0,00	0,00	12,000.00	12,000.00	0,00
10126		7,300.00	188.90	7,105.71	5.39	5.39	0,00
10048		12,000.00	1,052.99	0,00	10,947.01	10,947.01	0,00
20058		6,000.00	0,00	0,00	6,000.00	6,000.00	0,00
10187		20,000.00	7,509.22	8,318.74	4,172.04	4,172.04	0,00
20116		12,000.00	4,524.88	7,505.57	-30.45	-1,00	-29.45
10068		12,000.00	0,00	0,00	12,000.00	12,000.00	0,00
10129		20,000.00	0,00	1,452.74	18,547.26	18,547.26	0,00
10034		12,000.00	0,00	0,00	12,000.00	12,000.00	0,00
10230		12,000.00	0,00	0,00	12,000.00	12,000.00	0,00
10220		0,00	0,00	522.72	-522.72	-1,00	-521.72
10056		30,000.00	0,00	0,00	30,000.00	30,000.00	0,00
10047		12,000.00	2,047.73	4,641.54	5,310.73	5,310.73	0,00
20055		12,000.00	1,977.10	4,754.55	5,268.35	5,268.35	-0,00
20054		30,000.00	0,00	0,00	30,000.00	30,000.00	0,00
20031		30,000.00	1,432.44	1,136.80	27,430.76	27,430.76	0,00
10190		50,000.00	4,132.54	1,779.52	44,087.94	44,087.94	0,00
10188		24,000.00	2,933.98	4,828.43	16,237.59	16,237.59	0,00
10192		24,000.00	0,00	578.33	23,421.67	23,421.67	0,00
10204		30,000.00	2,972.02	2,654.89	24,373.09	24,373.09	0,00
20020		75,000.00	0,00	0,00	75,000.00	75,000.00	0,00
10234		20,000.00	0,00	0,00	20,000.00	20,000.00	0,00
10054		50,000.00	0,00	0,00	50,000.00	50,000.00	0,00
10099		12,000.00	0,00	0,00	12,000.00	12,000.00	0,00
20032		30,000.00	0,00	0,00	30,000.00	30,000.00	0,00
20098		12,000.00	5,029.46	1,647.03	5,323.51	5,323.51	-0,00
20047		12,000.00	859.77	0,00	11,140.23	11,140.23	0,00
20108		75,000.00	2,248.76	1,064.68	71,686.56	71,686.56	0,00





Benchmark Fuels (1)

ICASA
Benchmark Fuels
D F N

Product

DIESEL
EURO 95
LPG
SUPER 98

Station

Map Satellite

Price	Discou...	Date	Source
1.381	0.158	21/02/2019 09:50	Web
1.391	0.158	21/02/2019 09:40	XPetro
1.401	0.140	21/02/2019 09:50	Web
1.401	0.140	21/02/2019 09:50	Web
1.401	0.140	21/02/2019 09:50	Web
1.402	0.138	21/02/2019 09:50	Web
1.402	0.138	21/02/2019 09:50	Web
1.402	0.138	21/02/2019 09:50	XPetro
1.402	0.138	21/02/2019 09:50	Web
1.402	0.138	21/02/2019 09:50	XPetro
1.419	0.122	21/02/2019 09:50	XPetro
1.436	0.108	21/02/2019 09:50	Web
1.441	0.100	21/02/2019 09:50	Web
1.461	0.080	21/02/2019 09:40	XPetro
1.541	0.000	21/02/2019 09:40	XPetro
1.541	0.000	21/02/2019 09:50	Advies
1.541	0.000	21/02/2019 09:50	Advies

Card Detail Changes Detail changes
Selections

Date last data-renewal: 21/02/2019, 10:27

©ICASA Energy Solutions NV 2019. All rights reserved. | Version: 15.1
Logged in as: Demo

Price	Discou...	Date	Source
1.461	0.080	21/02/2019 09:40	XPetro
1.541	0.000	21/02/2019 09:40	XPetro
1.541	0.000	21/02/2019 09:50	Advies
1.541	0.000	21/02/2019 09:50	Advies

Card Detail Changes Detail changes
Selections

Date last data-renewal: 21/02/2019, 10:27

©ICASA Energy Solutions NV 2019. All rights reserved. | Version: 15.1
Logged in as: Demo

Cheaper
All
More expensive





Benchmark Fuels (2)

ICASA Benchmark Fuels

Product: DIESEL, EURO 95, LPG, SUPER 98

Station: T Brand

Product	2019		2018		2017		2016		2015	
	Pump pr...	Discount	Pump pr...	Discount	Pump pr...	Discount	Pump pr...	Discount	Pump pr...	Discount
DIESEL	1,473	0,135	1,334	0,170	1,160	0,168	1,034	0,153	1,030	0,130
EURO 95	1,346	0,150	1,338	0,166	1,167	0,161	1,048	0,139	1,037	0,120
LPG	1,359	0,135	1,373	0,130	1,219	0,108	1,087	0,101		
SUPER 98	1,375	0,130	1,388	0,116	1,218	0,110	1,078	0,099	1,096	0,100
	1,276	0,129	1,273	0,134	1,211	0,110	1,068	0,099	1,067	0,096
	1,380	0,125	1,377	0,127	1,218	0,109	1,058	0,089	1,076	0,088

DIESEL Line Chart (2019): Shows price trends for Diesel with a red line for pump price and a green line for discount.

ICASA Benchmark Fuels

Product: DIESEL, EURO 95, LPG, SUPER 98

Province: BRABANT WALLON, VLAAMS BRABANT, ANTWERPEN

Town: LA HULPE, LIMAL, MONSTREUX, NIVELLES

Map: Satellite view of the region around La Hulpe, Belgium.

Discount Station Table:

Product	Pump pr...	Date	Discount	Prev. Disc.	Pr
DIESEL	1,381	20/02/2019 19:00	0,160	0,172	
DIESEL	1,389	20/02/2019 19:00	0,152	0,164	
DIESEL	1,389	20/02/2019 19:00	0,152	0,174	
DIESEL	1,401	20/02/2019 19:00	0,140	0,152	
DIESEL	1,401	20/02/2019 19:00	0,140	0,152	
DIESEL	1,421	20/02/2019 19:00	0,120	0,142	
DIESEL	1,367	20/02/2019 05:15	0,174	0,152	
DIESEL	1,369	20/02/2019 05:15	0,172	0,150	
DIESEL	1,377	20/02/2019 05:15	0,164	0,142	
DIESEL	1,389	20/02/2019 05:15	0,152	0,130	
DIESEL	1,389	20/02/2019 05:15	0,152	0,130	
DIESEL	1,399	20/02/2019 05:15	0,142	0,120	
DIESEL	1,369	19/02/2019 19:00	0,150	0,160	
DIESEL	1,377	19/02/2019 19:00	0,142	0,152	
DIESEL	1,389	19/02/2019 19:00	0,138	0,140	
DIESEL	1,389	19/02/2019 19:00	0,130	0,140	
DIESEL	1,367	18/02/2019 19:00	0,152	0,142	
DIESEL	1,367	18/02/2019 19:00	0,152	0,142	
DIESEL	1,379	18/02/2019 19:00	0,140	0,130	
DIESEL	1,379	18/02/2019 19:00	0,140	0,130	

Buttons: Card, Detail, Changes, Detail changes, Selections

ICASA

Martine Thijs
Business Development International
T. +32 498 44 82 32
E. martine.thijs@icasa-group.com

Rudi Bollen
CEO
T. +32 11 85 80 80
E. Rudi.bollen@icasa-group.com

 **DISCOVER** *our*
Software Suite

and get **Energized**

Wetenschapspark 23, 3590 Diepenbeek, Belgium
T. +32 11 85 80 80

620 Davis Street, San Francisco, CA 94111, USA
| info@icasa-group.com

Rechtstraat 98, 6221 EL Maastricht, The Netherlands
| www.icasa-group.com